

- 6 Axes Can Open Interpolation Mode
- 32 Axes canOpen Position Mode
- 6 Axes PULSE/DIR Position-Interpolation Mode
- 2 RS232 - 1 RS485 Ports
- 1 ETHERNET 10/100 Mb Port
- Max 128 Digital Inputs PNP 24 Vdc Local Bus
- Max 112 Digital Outputs up to 1 A 24 Vdc Local Bus
- 8 Analog Inputs 12 Bit
- 1 Analog Output 0-10V
- 6 Analog Outputs +/- 10V on NGMsX
- 6 Encoder Inputs Line Drive 500 KHz on NGMsX
- PLC Cycle
- NGMsX Expansion Board on Local Bus
- Modbus RTU/Modbus TCP/IP
- Component for Framework .NET
- Gear and eCAM
- VTB Language

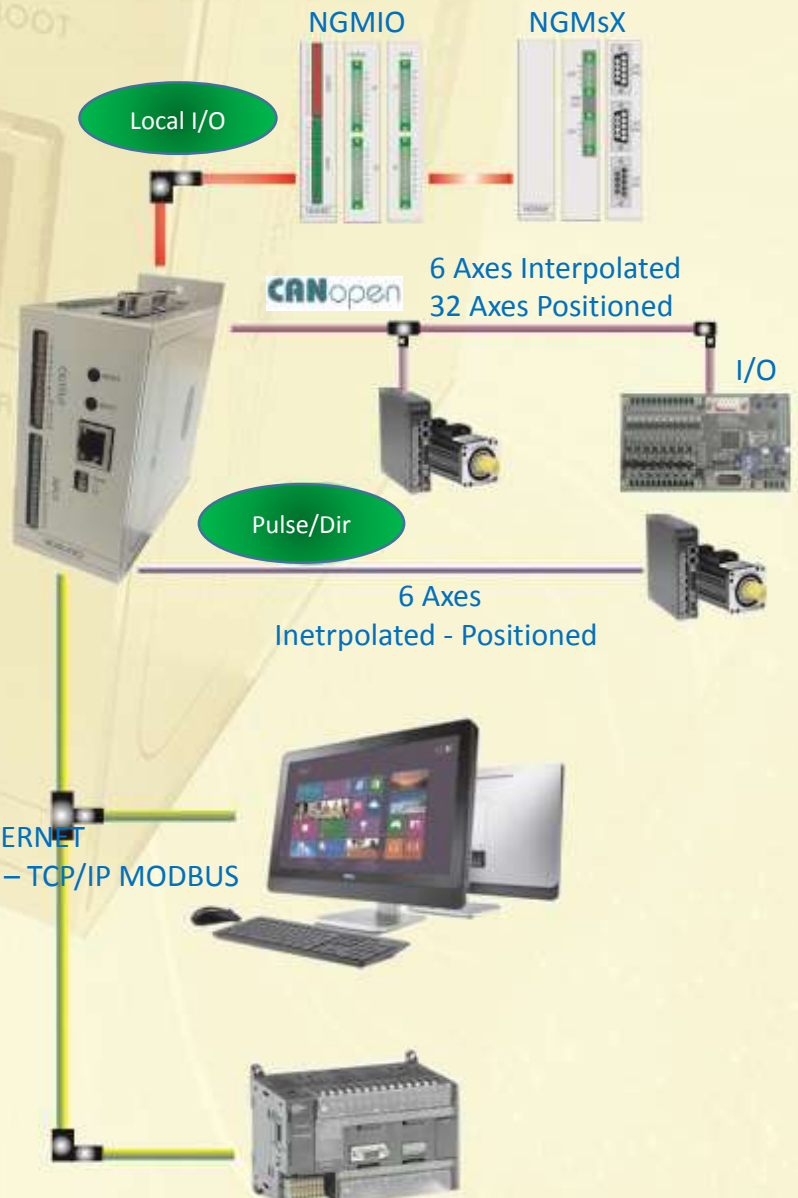


NGMEVO is the natural evolution the CNC NGM13.

The new features are the following:

- 1 - ETHERNET 10/100 Mb
- 1 - RS 485
- 3 - Expansions NGMsX on local bus
- 2 - Channels PULSE/DIR 500 KHz
- 2 - Analog Outputs +/- 10V
- 2 - Encoder Inputs 500 KHz

The CPU integrate 16 Input PNP 24Vdc, 14 Out PNP up to 1,2 A, 2 serial ports RS232 (1 configurable RS 485), 1 CanOpen, 1 ETHERNET, 8 Analog Inputs 12 Bit and 4 Channels PULSE/DIR. Able to control up to 32 CANopen-axes (6 in interpolation), CAM profiles, and electronic gearing. With the local bus, is possible insert up to 7 Expansions NGMIO or NGMsX (max 3 NGMsX).The PULSE/DIR axes, can be interpolated up to 125 KHz (400 KHz in position mode) clock or 500 KHz clock if used the axes on NGMsX (in interpolation/position mode)



RS232 - RS485 - ETHERNET
MODBUS RTU – TCP/IP MODBUS

FRAMEWORK Component and **COMPACT FRAMEWORK** (windows CE)
Can be used with Visual Studio
VTB generate a DLL component .NET
simplifying the PC user interface

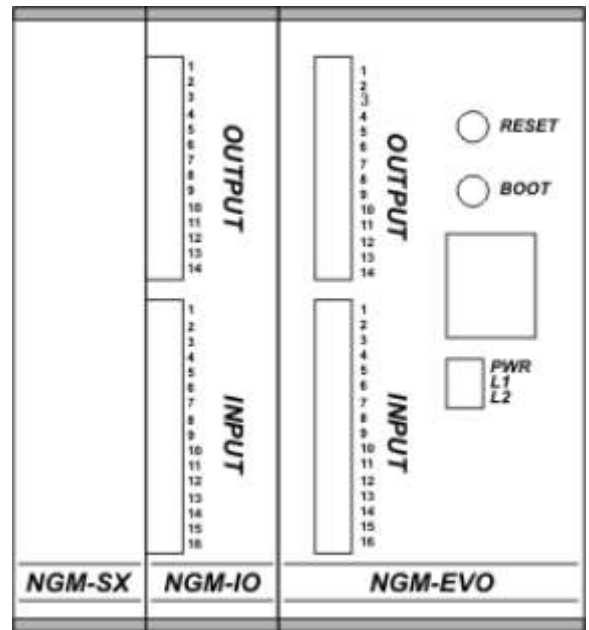
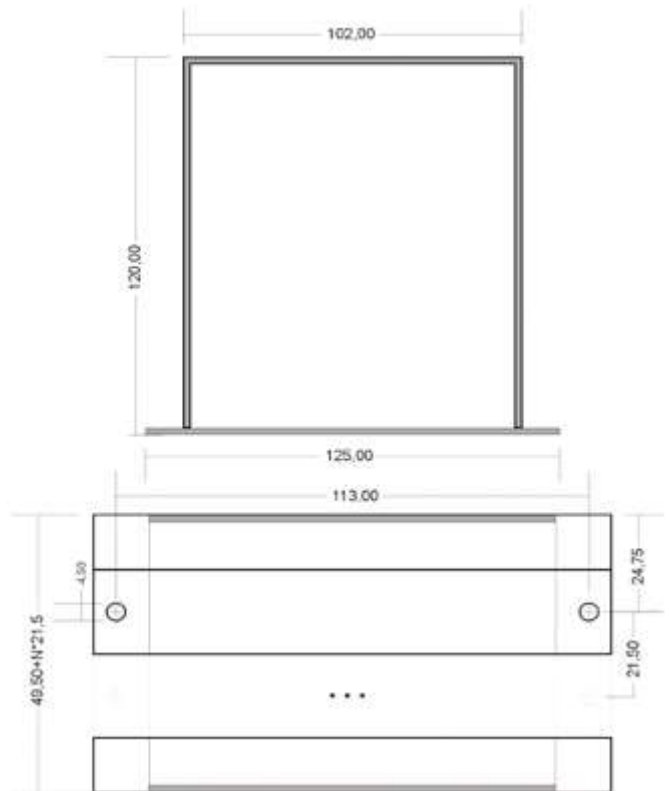
Specifications NGM EVO

NGM EVO CPU

CPU	MCF 52259 Cold Fire 32 bit 80 Mips
RAM	32 Kb System Ram– 192 Kb Flash code – 16/32 Kb Fram
RS232	2 – RS232 (1 RS485) with ModBus RTU master/slave
ETHERNET	1 – ETHERNET 10/100 Mb on RJ45 with TCP/IP Modbus
CANOPEN	1 – Master/Slave DS301 DS401 DS402
DIGITAL INPUTS	16 – PNP 24 Vdc Opto
ANALOG INPUTS	8 –12 bit 4-20 Ma or 0-10V (Each analog input configurated, eliminates a digital input)
DIGITAL OUTPUTS	14 – PNP 24 Vdc Opto up to 1,2 A
ANALOG OUTPUTS	1 – 0-10 V (The Analog Output configuration, eliminates the digital output 1)
INTERPOLATION	Linear – Circular – Helical - GEAR - ECAM
AXES INTERPOLATION	6 – CanOpen 6 - PULSE/DIR (125 Khz/500 Khz on NGMsX) (The Axes interpolation, can be mixed, for a Maximum 6) (The Interpolation Axes, include also, GEAR and eCAM)
AXES POSITIONED	32 CanOpen 6 – PULSE/DIR (400 Khz/500Khz on NGMsX)
POWER SUPPLY	18-35 Vdc 3 W only CPU (excluded expansions boards)
TEMPERATURE	From -20° C to +70° C
IP LEVEL	IP20
DIMENSIONS (mm)	L50 H102 P120

Local Bus Expansions NGM Evo

NGMIO	16 – Digital Inputs PNP 24 Vdc Opto 14 – Digital Outputs PNP 24Vdc Opto up to 1,2 A
NGMsX	2 – Channels PULSE/DIR 500 Khz LineDrive (position ,interpolation) 2 – Analog Outputs 12 Bit +/-10V 2 – Channels Encoder Line Drive 500 Khz



ORDER CODE NGM EVO

NGM EVO/	 - - - - - XXXXXXXX
0	Without PULSE/DIR Channels
1	4 – Channels PULSE /DIR Open Collector
2	4 – Channels PULSE /DIR Line Drive
0	Without ETHERNET Port
1	1 –ETHERNET port 10/100 Mb on RJ45
0	2 – RS232 ports
1	1 –RS232 on SER1 1 –RS485 on SER2
B	Analog Inputs 0-10 V
C	Analog Inputs 4-20 Ma
0	Without Analog Output
1	1 – Analog Output 0-10 V on Digital Output 1
0	16 Kb FRAM Permanent Memory
1	32 Kb FRAM Permanent Memory
XXXXXXXX – Number configured channels analog inputdi Ex: B123 – Analog Inputs 1,2,3 0-10V	

ORDER CODE NGMIO

NGMIO

ORDER CODE NGMsX

NGMsX/	 - -
1	1 – Channel PULSE /DIR Line Drive 500 Khz
2	2 – Channels PULSE /DIR Line Drive 500 Khz
0	Without channels encoder
2	2 - Channels encoder Line Drive 500 Khz
0	Without Analog Outputs
1	2 - Analog Outputs +/-10V 12 bit

Possible Combinations:

- NGMsX/2-0-2
- NGMsX/1-2-2
- NGMsX/2-0-0
- NGMsX/1-2-0

Promax srl

Via Newton, 5G
 50051 Castelfiorentino (FI) ITALY
 Tel: +39 0571 684620
 Fax: +39 0571 658720
www.promax.it
info@promax.it